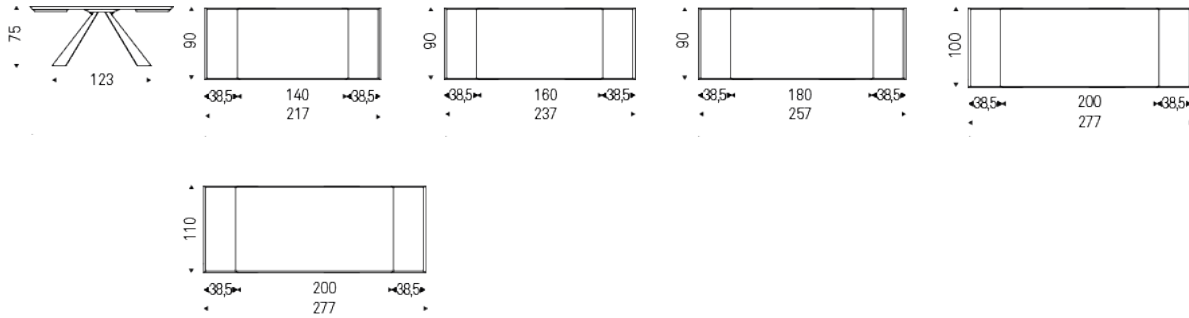


# ELIOT WOOD DRIVE

Design: Giorgio Cattelan

## Dimension



# ELIOT WOOD DRIVE


Design: Giorgio Cattelan

## Finishes: base

*metal*




GFM11 titanium embossed



GFM69 graphite embossed



GFM71 white embossed



GFM73 black embossed




satine stainless steel

## Finishes: top

*wood*



NC walnut canaletto



RB burned oak